



I used Hydra HMS manual to assemble the light stand. I found out it cannot be easily installed on a rimmed aquarium.

AI clearly mentions, “HMS hydra are compatible with rimless aquarium” on their website. But I missed to read that part.

I was ready to return it back. On a second thought, I just wanted to check if I can tweak the setup steps to mount the stand.






# How to fix it with some manipulation in the setup?

-May not work with all rimmed aquarium



## Step - 1

Remove top rail, which is designed to hold Hydra light





## Step - 2

Tilt the rail in such a way, the clamp goes underneath the rim




Here is more closer look





### Step - 3


Tighten the screw provided with the clamp to establish a tight grip with your tank.





## Step - 4

Slide in the top rail through pivoting bracket. Tighten the screen, if required





**Finally, success!!**

